




PEARLAND WATER CUSTOMER PORTAL

HOW-TO INSTALL A WEBSITE SHORTCUT ON AN IOS DEVICE

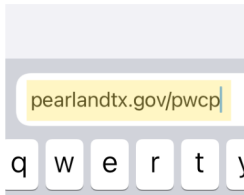
1



OPEN SAFARI

Unlock your iPhone and find the Safari app icon on your home screen. Tap to open it.


2



GO TO PEARLAND WATER CUSTOMER PORTAL

In the Safari address bar, type in the URL:
www.pearlandtx.gov/pwcp

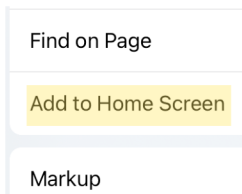
3



OPEN THE SHARE MENU

Once the page loads, tap the Share icon at the bottom of the screen. *It looks like a square with an arrow pointing up*


4



SELECT "ADD TO HOME SCREEN"

In the share menu that appears, scroll down and select "Add to Home Screen".


5



NAME THE SHORTCUT

A new screen will appear allowing you to name the shortcut. You can leave it as the default name or enter a new name. Then tap "Add" in the upper right corner when you're done.

6



ICON IS NOW ON THE HOME SCREEN

Once you return to your homescreen, you will see the newly created shortcut icon representing the webpage.