


2015

Citizen Survey Results

In 2015, the City of Pearland worked with an outside vendor to conduct its biennial Citizen Survey. The statistically-valid survey provides an opportunity to connect with community members and gain a better understanding with qualified data of opinions on City services and the perceptions of quality of life. The results are used by Pearland leaders to identify challenges and to plan for and evaluate improvements and to sustain services and amenities for long-term success.

80%

of residents rated the City's economy as excellent / good.



91%

of residents rated Pearland as the



BEST PLACE TO LIVE



88%

positively rate
Police

A majority of residents rate police performance as excellent / very good.



93%

positively rate
Fire

A majority of residents rate the Fire Department's performance as excellent / very good.



87%

overall feeling of
Safety

A majority of Pearland residents rate their feeling of safety as excellent / very good.

92%

rate Pearland as
"the place to be..."



76%

of residents rate City parks as excellent / very good.



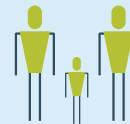
76%

of residents rate our customer service as excellent / very good.



79%

of residents rate our Public Libraries as excellent / very good.



90%

of residents rate Pearland as an excellent place to raise children.



91%

of residents were NOT the victim of a crime.



83%

of residents rate our K-12 education as excellent / very good.



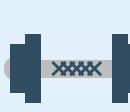
75%

of residents rate our health services as excellent / very good.



66%

of residents rate our recreation programs as excellent / very good.



65%

of residents rate our Recreation Center as excellent / very good.



64%

of residents rate our Animal Services as excellent / very good.

Learn more at

pearlandtx.gov/citizensurvey